









| | 2013 | | | | | | | | | | | |
|---------------------------------------|---|---|---|---|--|---|---|---|-----|-----|-----|-----|
| | Jan | Feb | Mar | Apr | May | Jun | Jul | Aug | Sep | Oct | Nov | Dec |
| Met SLA Target (67% RET or better) |  |  |  |  |  |  |  |  | | | | |
| % of docs pub <= 6 wks | 76% | 92% | 73% | 74% | 52% | 88% | 90% | 93% | | | | |
| # of docs pub <=6 wks | 29 | 23 | 19 | 26 | 11 | 7 | 18 | 14 | | | | |
| total # of docs pub | 38 | 25 | 26 | 35 | 21 | 8 | 20 | 15 | | | | |
| 67th percentile (wks) | 5.2 | 3.8 | 5.7 | 5.2 | 6.4 | 5.4 | 5.4 | 5.3 | | | | |